


**CHANGE
CDNF**



LEADERS GUIDE



HEY YOUTH LEADERS!

You are all real life everyday heroes. Thank you for the important work you do and for including us in your ministry year. Together, we can give your students the most amazing online Change Conference experience ever! We've created a Prep & Follow Up Guide to help you prepare your leadership teams, parents, and youth for this amazing event.



WHAT IS CHANGE CONF NATIONAL ONLINE 2024 ACTUALLY ABOUT?

Change Conf is most importantly a proclamation and invitation of the Gospel. We want every student in Canada to be able to hear, respond to, and live out the message of Jesus in their lives.

The theme for Change Conf National 2024 is TRUSTWORTHY based on Proverbs 3:5-6, “Trust in the Lord with all your heart; do not depend on your own understanding. Seek his will in all you do, and he will show you which path to take.”

We will be communicating the love and hope of Jesus and delivering the gospel clearly and effectively during the livestream. We want students to walk away understanding that God is the most trustworthy Person they will ever know, and that through the power of the Holy Spirit, they can trust Him and surrender their entire lives to Him.

Trust in the Lord with all your heart; do not depend on your own understanding. Seek his will in all you do, and he will show you which path to take.



WHAT ARE THE MAIN OBJECTIVES FOR MY STUDENTS?

Our objective for all students in attendance is that they take a step closer to Jesus in some way.

We will provide space for your youth to either:


a) make a decision for Jesus (first time or recommitment)

and/or

b) go deeper in their relationship with Jesus by choosing to trust in Him more by surrendering a part of their life they haven't given over to Him yet



HOW DOES CHANGE CONF COMMUNICATE WITH STUDENTS ON THESE MAIN POINTS?




In the livestream, we will communicate the two ways that your students can take the next step in their walk with Jesus:

- 1) We will be directing all students to thereismoretolife.ca

We have created this website with your youth in mind. No matter what stage of faith they are (or aren't at) they can find helpful resources to answer their questions. There is something there for every student, regardless of where they're at in their journey.

- 2) We will be encouraging students to go deeper in their faith with Jesus by surrendering a part of their life to Him they haven't yet. All of us have things we likely haven't fully entrusted to Jesus yet, and we want to give students a chance to fully surrender everything to Him and deepen their trust in Jesus.





HOW CAN I PREPARE MY STUDENTS?

YES! Firstly, PRAY.


Gather people to pray! Every single year at Change Conference, God does AMAZING things and lives are eternally changed. Addictions are overcome, sin is forgiven, suicide attempts are prevented, physical or mental healing takes place, relationships are restored, hope is found, and thousands hear the message of God's love. Youth in Canada are coming into relationship with Jesus. You need to be in prayer for this event! To make this easy, Change Conf has set up some accessible ways to get your community involved in prayer. Here's how:



HERE'S HOW:

1) Join us on February 21st for our Change Conf Day of Prayer and Fasting. People all across Canada will be fasting and praying for this event. Organize your team to join us in prayer on that day and pray for each student by name. Feel free to join us on Instagram Live that night to pray with leaders across Canada. (@changeconference on Instagram).

2) Run your own prayer initiative to involve parents, church members, and your leadership team. Pray for specific students, prayer requests, and concerns. An idea for you: the week before Change Conf, gather your leaders either in person or over Zoom and pray for each student who will be participating in Change Conf by name.



SECONDLY, COMMUNICATE.

- a) Talk to your leadership teams. Prepare them to have important conversations about decisions. They don't need to know all the answers (does anyone?) but they do need to feel confident and know that you have faith in them to have the conversation.
- b) Talk to the parents. Bring them in on it. We know that discipleship happens at youth group for maybe two hours once a week, but it happens at home everyday. Partner with parents to be ready to guide their teens through these big conversations.
- c) Talk to your students. Get them excited for Change Conf National Online, create expectancy for what God is going to do, and encourage them to invite a friend!



FOLLOW UP

Follow up is a very important part of Change Conference and is entirely done by you, the youth leaders. We so appreciate the time and effort that you put into participating in Change Conf with your students. To assist you in this last but key piece we polled many youth leaders who have helped us come up with some Follow Up suggestions.

DISCUSSION QUESTIONS

You can find our suggested discussion questions [here](#).

YOUVERSION DEVOTIONAL PLAN

We collaborated with the BibleProject and wrote a 5-day devotional Bible plan to help any student who wants to dive in deeper. Check it out by going to the YouVersion Bible app and search “A Guide for Following Jesus” or “Change Conference.” This could be a great thing to do together as a youth group!

FOLLOW UP SURVEY

One of our favourite follow up ideas from youth leaders was a follow up survey. The youth leader created a survey to give his students space to communicate how the event impacted their faith in a simple format. The youth leader created a simple Google Form with 3 questions, using a sliding scale for the answers.

- 1) Where were you at in your relationship with Jesus before Change Conf?
(1-10)
- 2) Where are you at in your relationship with Jesus after Change Conf?
(1-10)
- 3) How likely are you to share about Jesus with your friends? (1-10)



He asked the students to fill out the survey right after the event. From there, he had a good idea where his students were at spiritually and was able to have really honest follow up conversations with them.

SHARE YOUR STORY

This is one of the easiest ways to either wrap up your evening at Change Conf or plan a youth night post Change Conf. The whole purpose of the experience here is to share. Ask them to share what they liked, what they learned, or something they will never forget. Start with easy questions such as: "What was your favourite thing about our Watch Party or Change Conf 2024?" As your students warm up to sharing, gradually get to the deeper questions.

Have a question that isn't answered here? Please email us directly at info@changeconference.com or text: (226) 240-9938

We're here to help!



CHANGE CONF NATIONAL ONLINE 2024 WATCH PARTY HANDBOOK


WANT THE FULL CHANGE CONFERENCE EXPERIENCE? YOU SHOULD HOST A WATCH PARTY!

WATCH CHANGE CONFERENCE WITH YOUR YOUTH GROUP AND/OR NEIGHBOURING CHURCHES.

JOIN THOUSANDS OF STUDENTS ALL ACROSS CANADA ON FEBRUARY 23TH 2024. HERE ARE SOME POINTERS TO HELP YOU CREATE THE BEST CHANGE CONFERENCE EXPERIENCE FOR YOUR YOUTH GROUP.

Please note: Change Conference/YFC is not liable for any Watch Parties. All responsibility will belong to the hosting church and/or other agreed upon hosting parties.

The Change Conference team has worked hard to provide youth groups with a free experience and we ask that youth groups do not charge a fee for students to attend their Watch Party.



TIPS

HOST YOUR OWN CHANGE CONF PRE-PARTY.

Use our Pre-Party schedule as a guideline of what you can do to pump up your Watch Party before tuning into Change Conference Online. We suggest starting your Pre-Party 30 minutes before Change Conference begins. Don't forget to purchase prizes that you can use as giveaways. You can also have a table at the back of the room with lots of snacks!

CREATE A PARTY ATMOSPHERE.

The party starts as soon as the students enter the building! Find someone to DJ live at the venue or have our Change Conference 2024 Spotify Playlist playing through your speakers. Print out big signs for your leaders to hold as the students enter the building.

MCING

Find a youth pastor (or a few!) to act as the Live Hosts for the night. They can run the games during the Pre-Party and also announce when Change Conference Online begins. (Try to think of a creative way to pump up the students when Change Conf starts!)

WATCHING CHANGE CONFERENCE ONLINE

Make sure to test the livestream to ensure everything works on your end (sound, projector, etc) before the event begins. If at any time you need help registering or logging into the event, please email support@changeconference.com or text (226) 240-9938.

SMALL GROUP DISCUSSION

We strongly advise that all youth groups take the time to break up into small groups to discuss afterwards. Discussion questions can be found in our Online Change Conference Lookbook.

TIPS

MAKE YOUR OWN STICKERS TO GIVE AWAY

We've designed stickers just for you and your youth! You can access the designs [HERE](#).

Here's what we'd suggest:

1. Buy sheet stickers from Vistaprint
2. Choose circle for the shape
3. Pick the size you want, either 1.5x1.5 inches or 3x3 inches
4. Choose the material you'd like the sticker to come on
5. Upload our design!





TECHNICAL HELP

Email: support@changeconference.com

Text: (226) 240-9938



TECHNICAL EQUIPMENT NEEDED:

Speakers

Projector/ big TV screen

Hdmi cable

Laptop connected to wifi (we encourage
you to use a computer plugged into an
ethernet connection for better
connectivity).

